

How to Add a Special Offer or Coupon:

1. Login to your Member Menu and click on Manage Profile
 2. Look for the Broadcasting section, if you can't find it, click the **Show Advanced Feature Settings**
 3. Go to Broadcasting section and click **Coupon or Offer Creator**
 4. Enter your coupon title, description but if you have a graphic coupon, you can use this instead. (make sure to check the *Full Graphic Coupon* box)
- *Also, check the *Publish on Organization's Website* and *Include in Daily Deal Broadcast* to display them on your website and include in your daily deal emails.
5. Click Continue

Step 1

The screenshot displays the 'Member Menu' interface. At the top, there is a navigation bar with the following options: Members, Events, Communication, Engagement, Resources, and Multimedia. Below this, there are three main service cards:

- Association Contact Information:** Tri-Lakes Chamber of Commerce, P.O. Box 147, Monument, CO 80132, 719-481-3282, Nathan@trilakeschamber.com
- Member Help Desk:** Full service team to help you with your included advertising network, mobile apps, texting keyword, video business profile and more. Includes a 'Member Help Desk' button.
- Grow and Protect Resource Center:** Ask for your member promo code so you can save hundreds of dollars and gain access to this amazing educational center. Includes a 'Member Resource Center' button.

At the bottom, there are two more sections:

- Marketing Landing Page:** Shows a thumbnail of a landing page, 'Click Throughs This Month: 26', 'Impressions This Month: 556', and a 'Manage Profile' button. An arrow points to this button.
- Upcoming Events:** Lists 'Ribbon Cutting - New Office RE/MAX Properties - Joe Clement' (Jun 24) and '4th of July Street Fair - 2022' (Jul 04).

Step 2

Marketing Landing Page Center

[Main Menu](#) [Help](#)






Welcome to the Marketing Landing Page Center!
From here you can access all of the powerful features that are included with your FREE web presence!

Below is a list of actions you can take to improve your site. We want our members to succeed so we suggest expanding your reach through these most popular networks.

Member: *Helmet Fire Productions, LLC - Williams, Keith






[Click here to VIEW your current Marketing Landing Page \(view qr code\)](#)

[Show Advanced Feature Settings](#) ←

 <u>Edit Site Information</u> Use this handy wizard to update the content of your Marketing Landing Page	Completed
 <u>About-Us Photos</u> Upload photo(s) for your "about us" text	Completed
 <u>Logo and Site Color Settings</u> Upload logo/choose color for your Marketing Landing Page & mobile phone site	Completed
 <u>Business Tour Photos</u> Include a tour of your business on your site with up to 10 photos.	Not Completed
 <u>Header and Main Images</u> Customize your Marketing Landing Page	Completed

Step 3

Broadcasting


 <u>Coupon or Offer Creator</u> Create and manage online coupons.	←	Not Completed
 <u>News Articles Posted</u> Post news articles about your business.		Not Completed
 <u>Post Events</u> Post events for your business to the event calendar. <i>Link to your events:</i> http://www.www.chamberorganizer.com/members/calendar_eventtype.php?org_id=TLCC&mid=1174806039		Not Completed
 <u>Mobile Phone Site Activated</u> Create a mobile phone website presence on onyourphone.mobi		Completed
 <u>Video or Audio Commercial Uploaded</u> Create and upload a multimedia experience for your audience		Not Completed

Step 4

Start Date:

Expiration Date:

Offer Options: Publish on Organization's Website

Include in Daily Deal Broadcast 

(Note: These deals will be included in the Daily Deals email and will be published on the organization's website)

Publish in 'Member to Member' Offers (intended for member use only)

Title:

Description:

Disclaimer:

Full Graphic Coupon: Use uploaded image as full coupon. (Text above is used for meta tags, not displayed)

If NOT checked when uploading, the (logo) image will be sized down to fit within 200x200 pixels.

If checked when uploading, the (full coupon) image will be sized down to fit within 600x600 pixels.

NOTE: For best results, use an image file larger than these dimensions.

Image: No file chosen

(Only .jpg and .gif file extensions allowed) Max. Allowed File Size is 2MB